

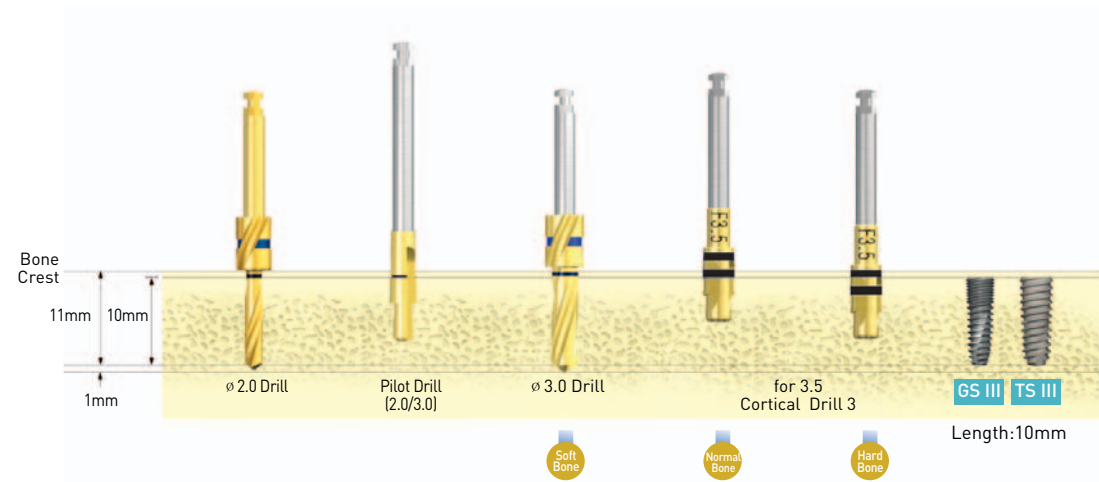
Drilling Sequence for GS III/TS III/SS III

GS III/TS III/SS III Fixture (Straight Drill)

∅ 3.5mm Fixture (Length :10mm)

D1 **Hard Bone** D2, D3 **Normal Bone** D4 **Soft Bone**

■ C.D.3 : Cortical Drill 3

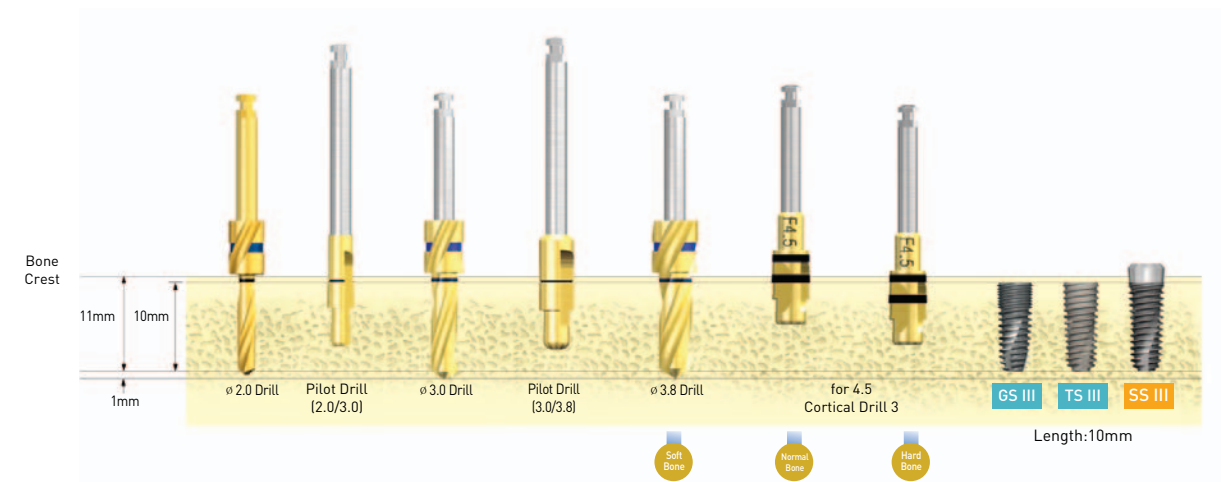


- ∅ 2.0 Pilot ∅ 3.0
- Fixture
- C.D.3 (half) Fixture
- C.D.3 (full) Fixture
- Soft Bone
- Normal Bone
- Hard Bone

GS III/TS III/SS III Fixture (Straight Drill)

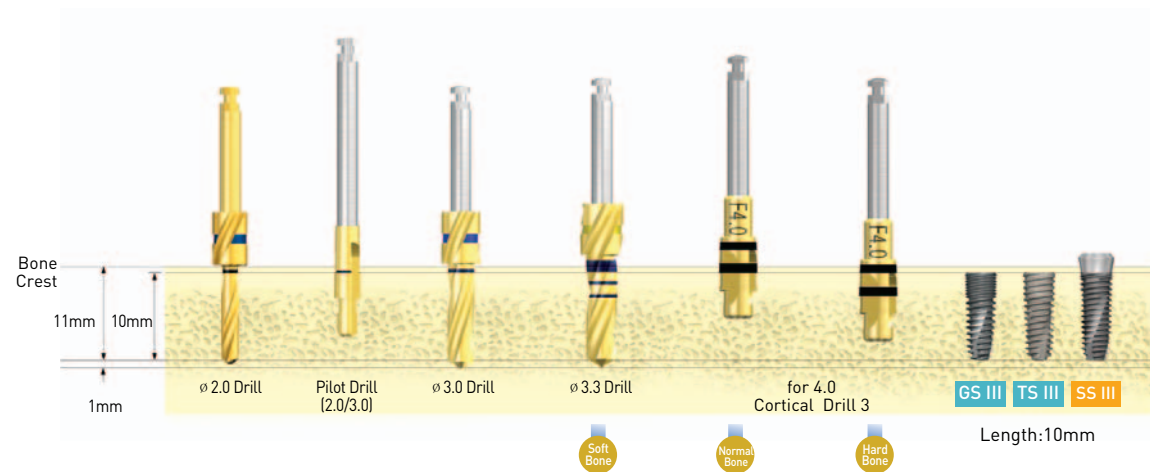
∅ 4.5mm Fixture (Length :10mm)

■ C.D.3 : Cortical Drill 3



- ∅ 2.0 Pilot ∅ 3.0 Pilot ∅ 3.8
- Fixture
- 4.5 C.D.3 (half) Fixture
- 4.5 C.D.3 (full) Fixture
- Soft Bone
- Normal Bone
- Hard Bone

∅ 4.0mm Fixture (Length :10mm)



- ∅ 2.0 Pilot ∅ 3.0 ∅ 3.3
- Fixture
- 4.0 C.D.3 (half) Fixture
- 4.0 C.D.3 (full) Fixture
- Soft Bone
- Normal Bone
- Hard Bone

∅ 5.0mm Fixture (Length :10mm)



- ∅ 2.0 Pilot ∅ 3.0 Pilot ∅ 3.8 ∅ 4.3
- Fixture
- 5.0 C.D.3 (half) Fixture
- 5.0 C.D.3 (full) Fixture
- Soft Bone
- Normal Bone
- Hard Bone

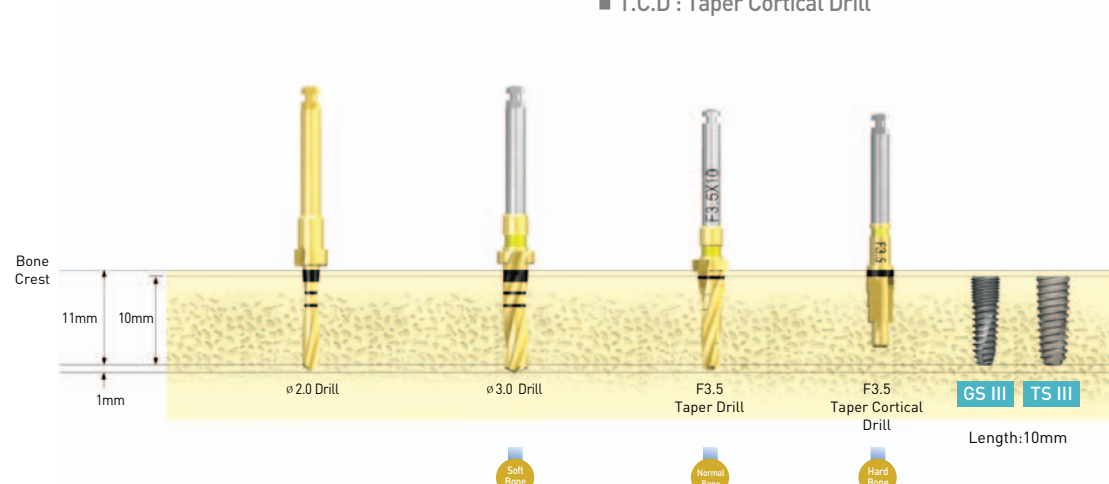
Drilling Sequence for GS III/TS III/SS III

GS III/TS III/SS III Fixture(Taper Drill)

∅ 3.5mm Fixture (Length :10mm)

D1 **Hard Bone** D2, D3 **Normal Bone** D4 **Soft Bone**

- T.D.3 : Taper Drill
- T.C.D : Taper Cortical Drill



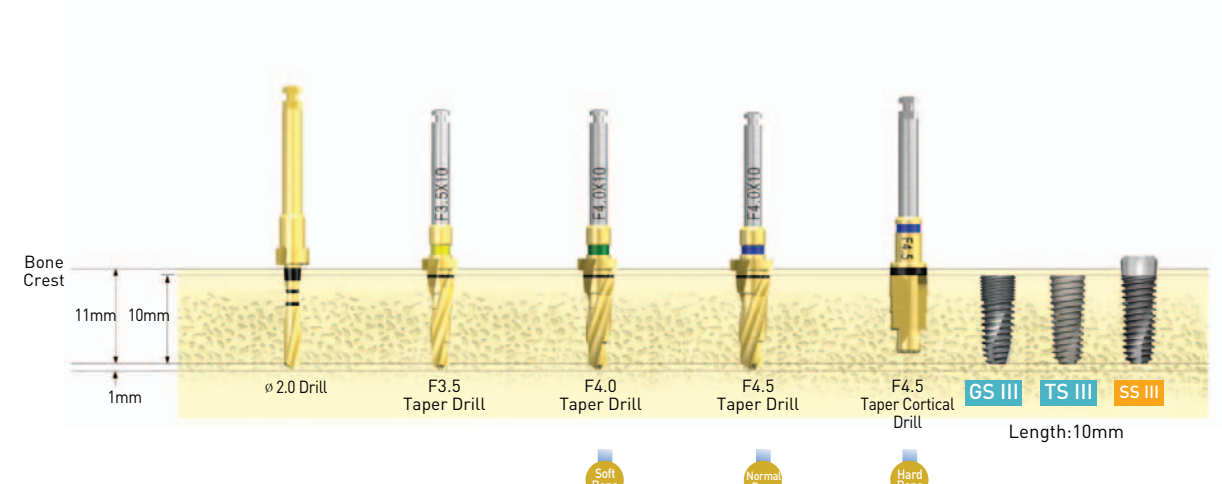
- ∅ 2.0
- ∅ 3.0 Fixture
- 3.5 T.D Fixture
- 3.5 T.D 3.5 T.C.D (full) Fixture

- Soft Bone
- Normal Bone
- Hard Bone

GS III/TS III/SS III Fixture(Taper Drill)

∅ 4.5mm Fixture (Length :10mm)

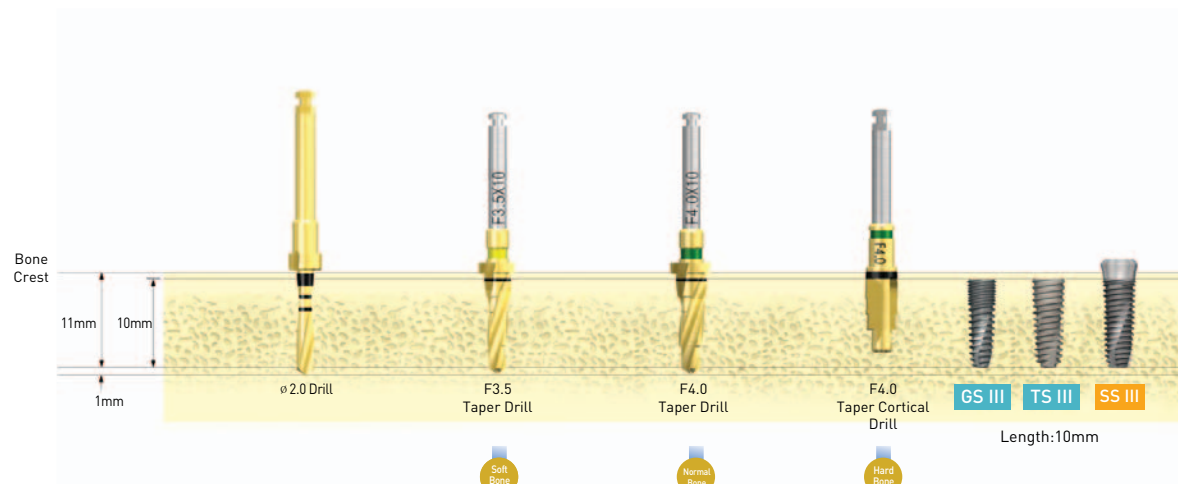
- T.D.3 : Taper Drill
- T.C.D : Taper Cortical Drill



- ∅ 2.0
- 3.5 T.D
- 4.0 T.D Fixture
- 4.5 T.D Fixture
- 4.5 T.D 4.5 T.C.D (full) Fixture

- Soft Bone
- Normal Bone
- Hard Bone

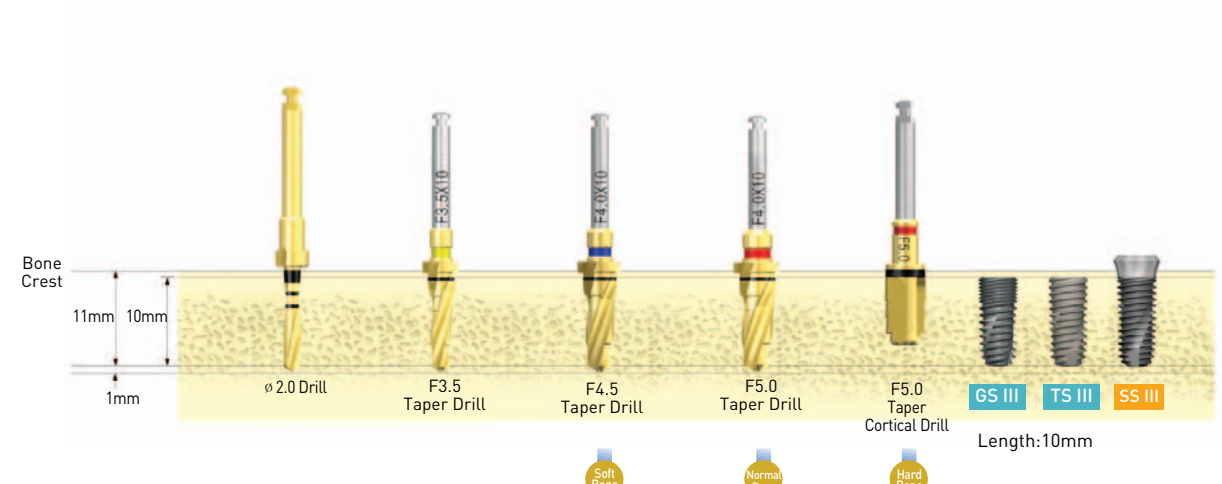
∅ 4.0mm Fixture (Length :10mm)



- ∅ 2.0
- 3.5 T.D
- Fixture
- 4.0 T.D Fixture
- 4.0 T.D 4.0 T.C.D (full) Fixture

- Soft Bone
- Normal Bone
- Hard Bone

∅ 5.0mm Fixture (Length :10mm)



- ∅ 2.0
- 3.5 T.D
- 4.5 T.D
- Fixture
- 5.0 T.D Fixture
- 5.0 T.D 5.0 T.C.D (full) Fixture

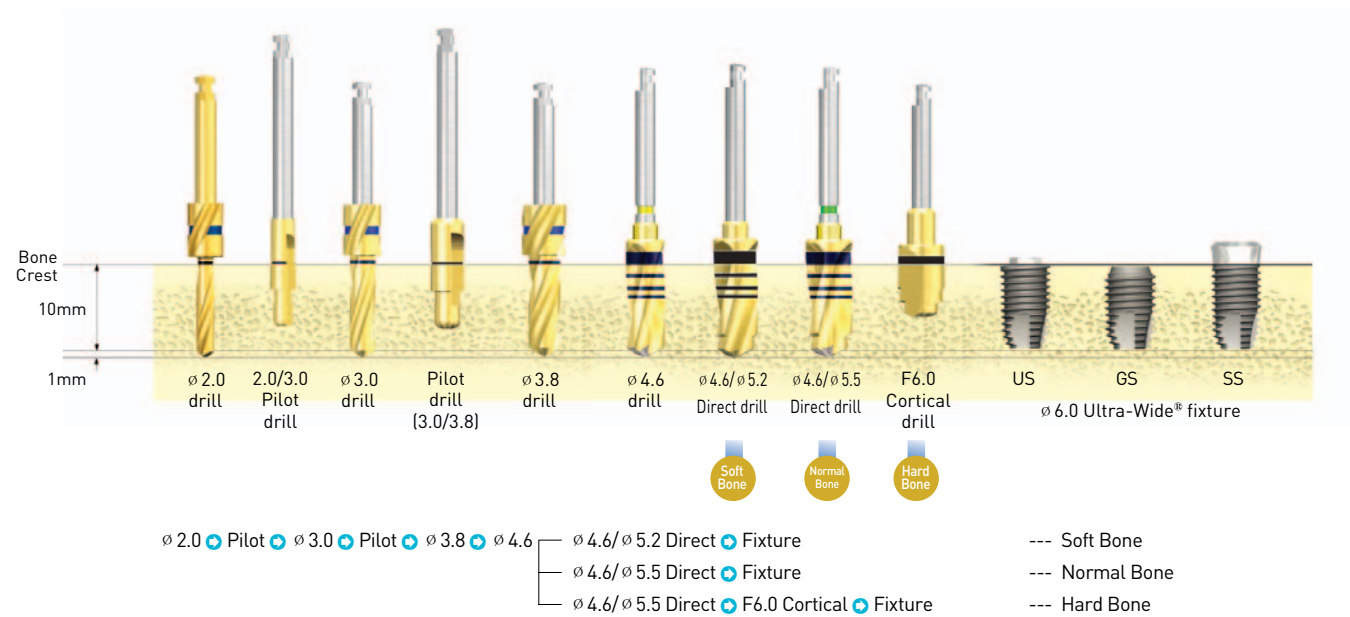
- Soft Bone
- Normal Bone
- Hard Bone

Drilling Sequence for Ultra-Wide®


US / GS / SS Ultra-Wide® Fixture

∅ 6.0 mm Fixture (Length : 10mm)

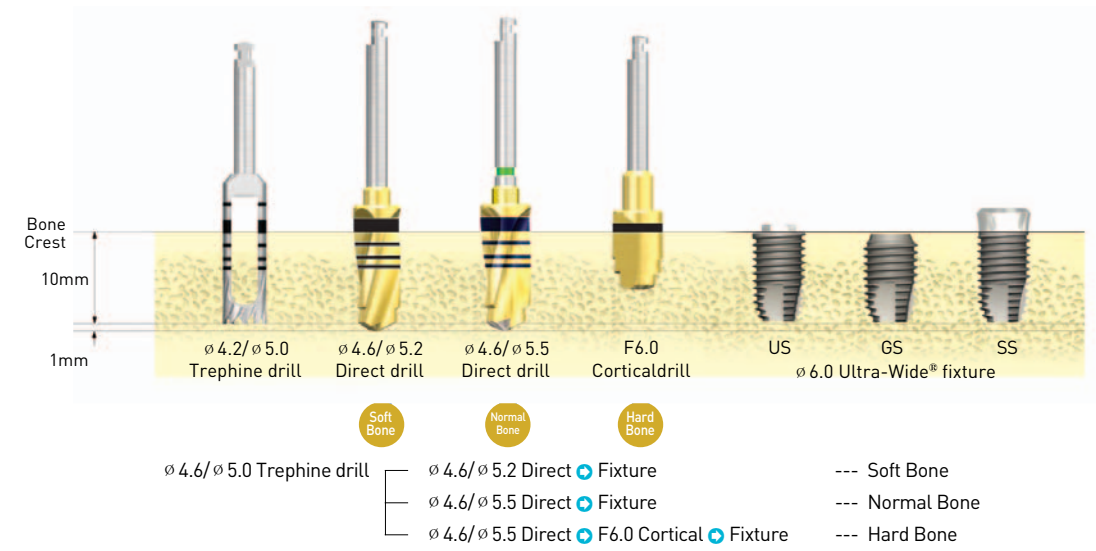
D1 Hard Bone D2, D3 Normal Bone D4 Soft Bone



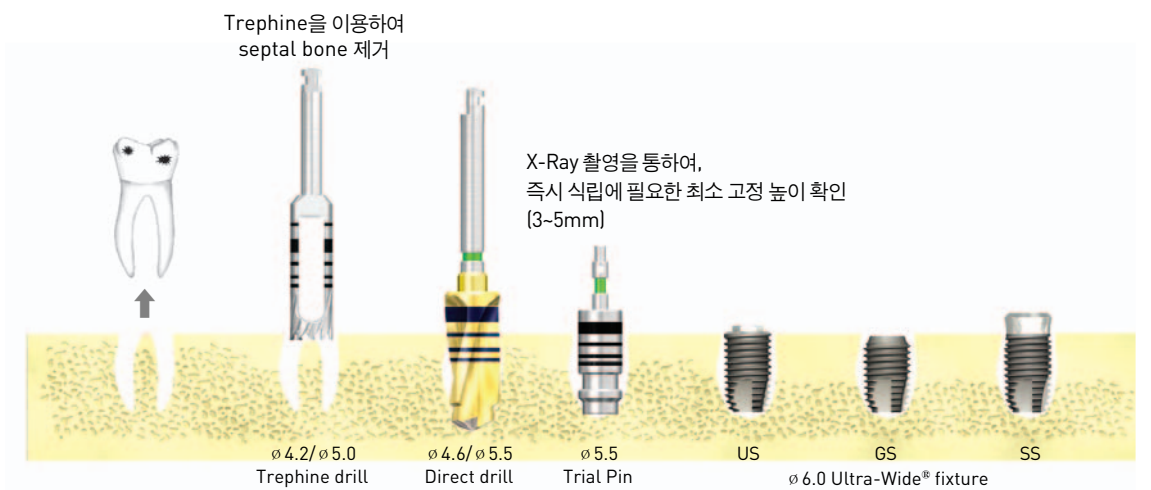
∅ 7.0 mm Fixture (Length : 10mm)



Drilling Sequence with Trepine in the healed mature bone (∅ 6.0 Ultra-Wide® fixture, Length : 10mm)



Immediate placement at the extraction socket (∅ 6.0 Ultra-Wide® fixture, Length : 10mm)



Immediate replacement of the failed implant (∅ 6.0 Ultra-Wide® fixture, Length : 10mm)

