

Drilling Sequence **Straight Drill**

**TSII CA/SA** | **SSII CA/SA** | **USII CA/SA**

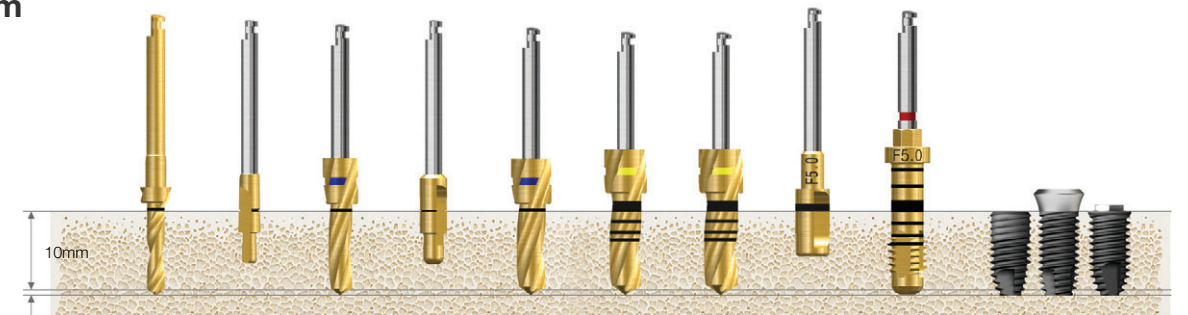
(Length : 10mm)

**Ø3.5mm**



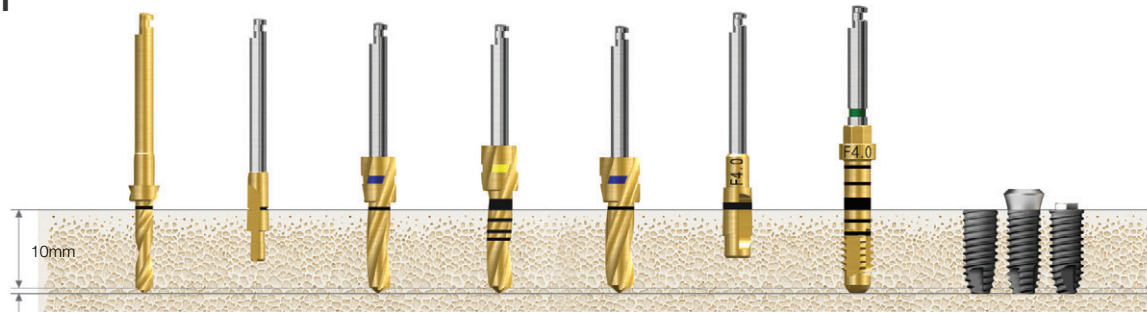
Bone Quality	Ø 2.2 Drill	Ø 2.7 Drill	Ø 2.0/3.0 Pilot Drill	Ø 3.0 Drill	F3.5 Cortical Drill	F3.5 Straight Fixture Tap	Ø 3.5 Fixture
Soft	▶	▶					
Normal	▶		▶	▶			Implant placement
Hard	▶		▶	▶	▶		
Hard (Option)	▶		▶	▶		▶	

**Ø5.0mm**




Bone Quality	Ø 2.2 Drill	Ø 2.0/3.0 Pilot Drill	Ø 3.0 Drill	Ø 3.0/3.8 Pilot Drill	Ø 3.8 Drill	Ø 4.3 Drill	Ø 4.6 Drill	F5.0 Cortical Drill	F5.0 Straight Fixture Tap	Ø 5.0 Fixture
Soft	▶	▶	▶	▶	▶	▶				
Normal	▶	▶	▶	▶	▶		▶			Implant placement
Hard	▶	▶	▶	▶	▶		▶	▶		
Hard (Option)	▶	▶	▶	▶	▶		▶		▶	

**Ø4.0mm**



Bone Quality	Ø 2.2 Drill	Ø 2.0/3.0 Pilot Drill	Ø 3.0 Drill	Ø 3.3 Drill	Ø 3.8 Drill	F4.0 Cortical Drill	F4.0 Straight Fixture Tap	Ø 4.0 Fixture
Soft	▶	▶	▶	▶				
Normal	▶	▶	▶		▶			Implant placement
Hard	▶	▶	▶		▶	▶		
Hard (Option)	▶	▶	▶		▶		▶	

**Ø4.5mm**



Bone Quality	Ø 2.2 Drill	Ø 2.0/3.0 Pilot Drill	Ø 3.0 Drill	Ø 3.0/3.8 Pilot Drill	Ø 3.8 Drill	Ø 4.1 Drill	F4.5 Cortical Drill	F4.5 Straight Fixture Tap	Ø 4.5 Fixture
Soft	▶		▶	▶	▶				
Normal	▶	▶	▶	▶	▶	▶			Implant placement
Hard	▶	▶	▶	▶	▶	▶	▶		
Hard (Option)	▶	▶	▶	▶	▶	▶		▶	

Recommended insertion torque : ≤40Ncm

TS fixture insertion depth : In normal/hard bone should be inserted 1mm subcrestal. In soft bone, it should be inserted at bone level for higher stability.

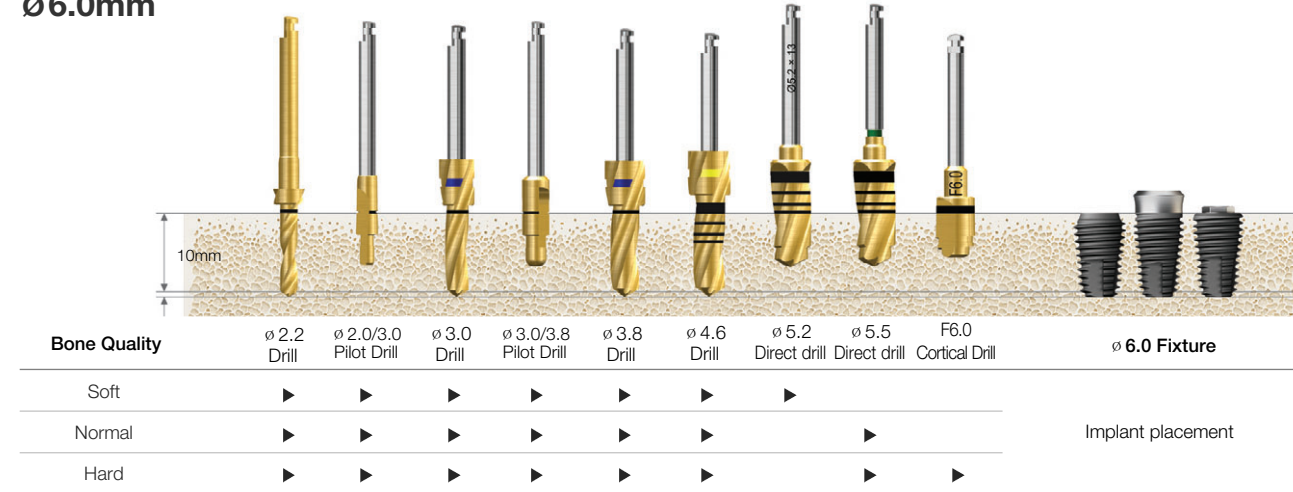
The fixture tap should used for hard bone.

Recommended speed is 25rpm or hand torque using a mount extension and torque wrench.


Drilling Sequence **Straight Drill**

**TSIII Ulte-wide CA/SA** | **SSIII Ulte-wide CA/SA** | **USIII Ulte-wide CA/SA** (Length : 10mm)

Ø6.0mm



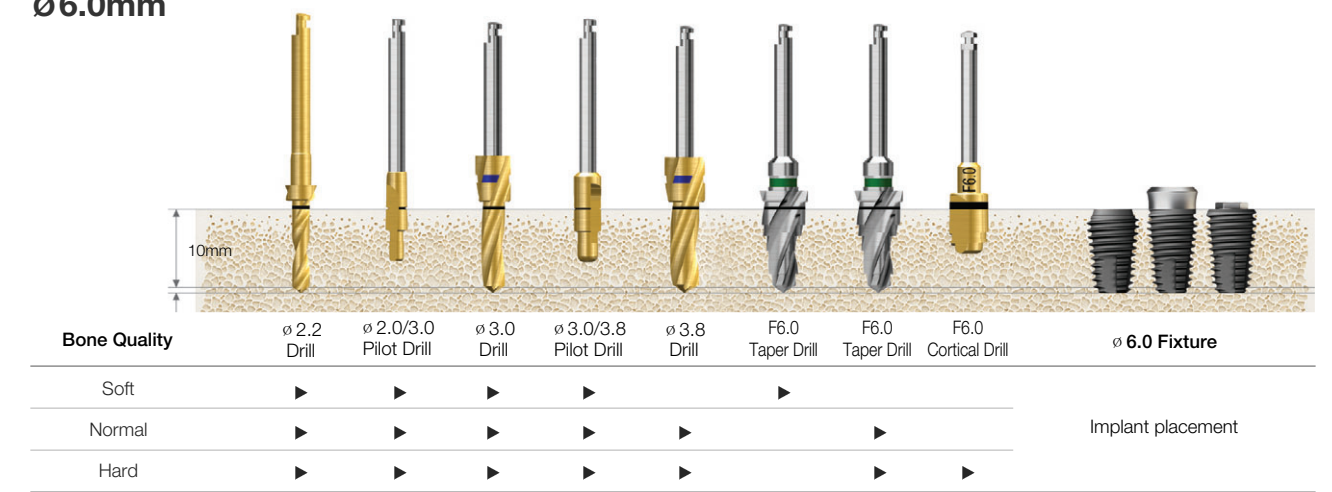
Ø7.0mm



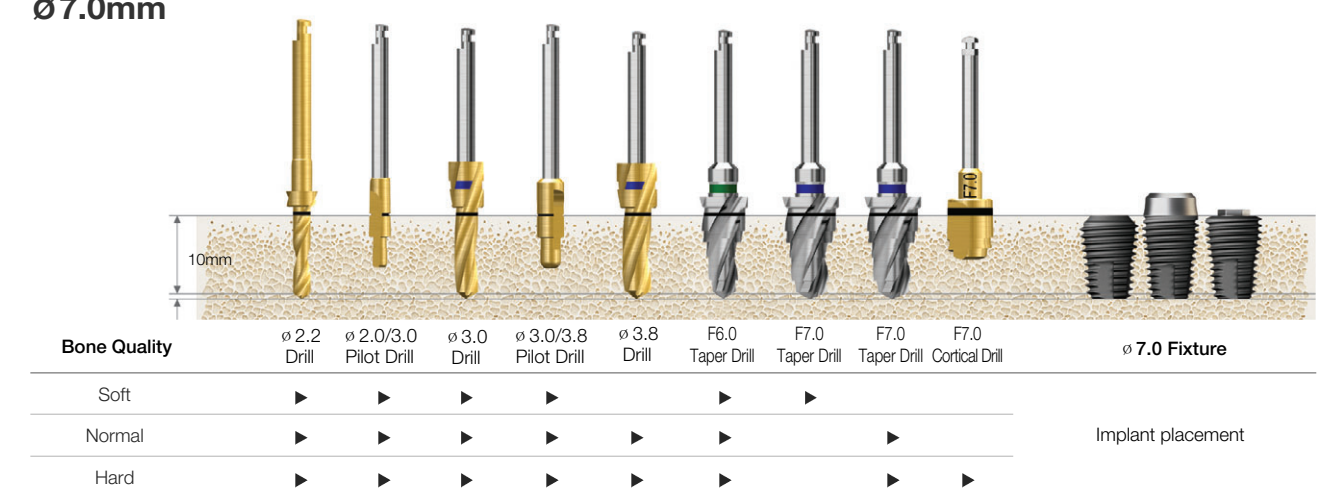
Drilling Sequence **Taper Drill**

**TSIII Ulte-wide CA/SA** | **SSIII Ulte-wide CA/SA** | **USIII Ulte-wide CA/SA** (Length : 10mm)

Ø6.0mm



Ø7.0mm



Recommended insertion torque : ≤40Ncm

※Recommend reducing the insertion speed to 15rpm or lower, due to the TSIV/USIV aggressive threads.

Recommended insertion torque: ≤40Ncm

TS fixture insertion depth: In normal/hard bone, the implant should be placed 1mm subcrestal. In soft bone, it should be inserted at bone level for higher stability.